


wüber

swiss made




Technical data	C1M-40	C1M-50	C1M-60
Shoot volume [liters]	max. 40	max. 60	max. 80
Corebox size maximum [mm]	1100 x 1100	1200 x 1200	1300 x 1300
Shoot area maximum [mm]	800 x 800	900 x 900	1000 x 1000
Corebox weight maximum [kg]	4000	5000	6000
Closing force horizontal	380 kN	500 kN	630 kN
Dry cycle time* [s]	16	16	17
Machine dimensions WxDxH [mm]	ca. 5100 x 4300 x 4000	ca. 5600 x 4500 x 4300	ca. 5900 x 4700 x 4600


* machine cycle time in automatic mode without parameters for shooting time, gassing, exhaust
- considering stroke optimized horizontal parted toolings



shoot screen changer



shootplate cleaning sand removal




Advantages and special functions

- powerful shooting system
- shootplate cleaning station
- 90° turnable tooling top part
- automatic shoot screen changer
- automatic tool changer with separable double carriage for better machine access
- Patented high efficient Lüber gassing process
- Energy-efficient hydraulic unit
- state of the art graphical user interface
- modular design
- no pit/special foundation needed


energy-efficient hydraulic unit



automatic tool changer



rotary tooling top part



split supply of catalyst and hot purge air (patented)



closed filling-system for shoot unit in inorganic production - no sand dry out -

